

























4E Enterprise LLC





SKU NO	Picture	Specifiction	ETL/UL/DLC Model	Package
EHB-150W-120V-50K		150W UFO LED Highbay 130LM/W 5000K 100-277V MEANWELL 19500lm	DLC # LS-EHB150WD1 5000K	<b>1 pcs/CTN, 45*45*23cm 7.3kg/ctn</b>
EHB-150W-480V-50K		150W UFO LED Highbay 130LM/W 5000K 480V MEANWELL19500lm	DLC # LS-HHBNF-HV150W-50K	
EHB-200W-120V-50K		200W UFO LED Highbay 130LM/W 5000K 100-277V MEANWELL 26000lm	DLC # LS-EHB200WD1 5000K	
EHB-240W-120V-50K		240W UFO LED Highbay 130LM/W 5000K 100-277V MEANWELL 31200lm	DLC # LS-EHB240WD1 5000K	
GHB-100W-120V-50K		New High bay PHILIPS chip Sosen driver 100W 120-277V 50K 130°	DLC #LS-GHB-100WSAT1D1-50K	
GHB-150W-120V-50K		New High bay PHILIPS chip Sosen driver 150W 120-277V 50K 130°	DLC # LS-GHB-150WSAT1D1-50K	
GHB-200W-120V-50K		New High bay PHILIPS chip Sosen driver 200W 120-277V 50K 130°	DLC #LS-GHB-200WSAT2D1-50K	
GHB-150W-480V-50K		New High bay PHILIPS chip UL driver 150W 480V 50K 130°	DLC # LS-HHBNF-HV150W-50K	
GHB-200W-480V-50K		New High bay PHILIPS chip ULdriver 200W 480V 50K 130°	DLC # LS-HHBNF-HV200W	
SBC5-90W-120V-50K-A		90W LED Shoebox 130LM/W 5000K Slip Filter 100-277V 11700lm, 10KA Surge Protector	DLC # LS- ESB90HLT3[AMYMDM]A1 5000K	<b>1pcs/CTN, 58*37*15.5cm, 7.92kg/ctn</b>
SBC-150W-120V-50K-A5		150W LED Shoebox 130LM/W 5000K Slip Filter 100-277V 19500lm, 10KA Surge Protector	DLC # LS- ESB150HLT3[AMYMDM]A1 5000K	

SBC5-150W-120V-NA-S		150W LED Shoebox 130LM/W 5000K Slip Filter 100-277V 19500lm, 10KA Surge Protector , Sosen driver	DLC # LS- ESB150HLT3[AMYMDM]A1 5000K		
SBC5-150W-480V-50K-A		150W LED Shoebox 130LM/W 5000K Direct Arm 480V 19500lm, 10KA Surge Protector	DLC # LS- ESB150HVT3[AMYMDM]A1 5000K		
SBC5-150W-480V-50K-B		150W LED Shoebox 130LM/W 5000K Direct Arm 480V 19500lm, 10KA Surge Protector	DLC # LS- ESB150HVT3[AMYMDM]A1 5000K		
SBC-150W-120V-50K-B5		150W LED Shoebox 130LM/W 5000K Direct Arm 100-277V 19500lm, 10KA Surge Protector	DLC # LS- ESB150HLT3[AMYMDM]A1 5000K		
SBC-185W-120V-50K-A5		185W LED Shoebox 130LM/W 5000K Slip Filter 100-277V 24050lm, 10KA Surge Protector	DLC # LS- ESB185WAT3[AMDMYM]A1 5000K		1pcs/CTN, 83*40*15.5cm, 12.18kg/ctn
SBC-300W-120V-50K-A5		300W LED Shoebox 130LM/W 5000K Slip Filter 100-277V 39000lm, 10KA Surge Protector	DLC # LS- ESB300WAT3[AMDMYM]A1 5000K		
SBC5-300W-480V-50K-A		300WLED Shoebox 130LM/W 5000K Slip Filter 480V 39000lm, 10KA Surge Protector	DLC # LS- ESB300HVAT3[AM,DM,YM]A1 5000K [Type III optic only]		
SBC5-300W-120V-50K-B		300W LED Shoebox 130LM/W 5000K Direct Arm 100-277V 39000lm, 10KA Surge Protector	DLC # LS- ESB300WAT3[AMDMYM]A1 5000K		
SBC5-480W-120V-50K-A		480W LED Shoebox 130LM/W 5000K Slip Filter 100-277V 62400lm, 10KA Surge Protector	DLC # LS- ESB480HLT3[AMDMYM]A1 5000K [Qualified Pointing Straight Down]	1pcs/CTN, 72*72*21cm, 20.54kg/ctn	
SBC6-150W-120V-50K-A		150W 6G LED Shoebox 130LM/W 5000K Slip Fitter Arm 100-277V 19500lm, Philip LEDs+UL Driver	DLC # LS-ESB6G-150WAT3A1- 50K	1pcs/CTN 55*36*22cm 6.4 kg/ctn	
SBC6-300W-120V-50K-B		300W 6G LED Shoebox 130LM/W 5000K Slip Direct Arm 100-277V 39000lm, Philip LEDs+UL Driver	DLC # LS-ESB6G-300WAT3B1- 50K	1pcs/CTN 71*36*22 cm 11.20 kg/ctn	
SBC-150W-120V-50K-A		150W LED Shoebox 130LM/W 5000K Slip Fitter Arm 100-277V 19500lm, Philip LEDs+UL Driver	DLC # LSPSB150W(5000K) [Qualified Pointing Straight Down]	1pcs/CTN 59*39.5*11.5cm 8.0kg/ctn	






SBC-200W-120V-50K-A		200W LED Shoebox 100LM/W 5000K Slip Fitter Arm 100-277V 19500lm, Philip LEDs+UL Driver	DLC # LSPSB200W(5000K) [Qualified Pointing Straight Down]	1pcs/CTN 82*40*18 cm 12.01kg/ctn
SBC-300W-120V-50K-A		300W LED Shoebox 130LM/W 5000K Slip Direct Arm 100-277V 39000lm, Philip LEDs+UL Driver		1pcs/CTN 82*40*18 cm 12.01kg/ctn
Direct mount		Direct Mounting Arms		
U bracket		Yoke Brackets		
A to B Adapter		Slip Fitter to square pole		4 lbs/ea
TN3 TAP*2		Triple 90 Degree T-Shape Tenon Adapter		10lbs/ea
TN4 CAP*2		Quad 90 Degree Cross Shape Tenon Adapter		10lbs/ea
TN3 YAP*3		Triple 120 Degree Y-Shape Tenon Adapter		10lbs/ea
4" Square Base		Fixture Base for 4 in" Square Pole		10lbs/ea
5" Square Base		Fixture Base for 5 in" Square Pole		10lbs/ea
5" Round Base		Fixture Base for 5 in" Round Pole		10lbs/ea

HLG-150-48A		MeadWell driver 150W 120V LED Shoebox Lights		
HVG-150-48A		MeadWell driver 150W 480V LED shoebox Lights		
HVG-320-48A		MeadWell driver 300W 480V LED Shoebox Lights		
HLG-320H-48AB		Meanwell Driver of 300W LED Shoebox Lights		
HLG-150H-48A		Meanwell Driver of 150W LED Shoebox Lights		
CLG-150-24A		Meanwell Driver of 120W LED Retrofit Kits		
CPN-45W-120V-50K		45W LED Canopy 130LM/W 5000K 100-277V 5850lm	DLC # LS-NCP45W 5000K	2pcs/CTN , 37*37*38cm, 11kg/ctn
CPN-75W-120V-50K		75W LED Canopy 130LM/W 75W 5000K 100-277V 9750lm	DLC #: LS-NCP75W 5000K	
UCP-130W-120V-50K		130W LED Canopy 130LM/W 5000K 100-277V 16900lm	DLC #: LS-UCP-130W-3111-1602 5000K	2pcs/CTN, 42.5*12*42cm, 16kg/cttn
UCP-150W-120V-50K		150W LED Canopy 130LM/W 5000K 100-277V 19500lm	DLC #: LS-UCP-150W-3111-1601 5000K	
WP-41W-120V-50K-S		41W LED Wallpack 130LM/W 5000K 100-277V 5330lm	DLC # LS-WP41W (5000K)	1pcs/CTN, 41*32*25cm, 6kg/ctn
WP-60W-120V-50K-S		60W LED Wallpack 130LM/W 5000K 100-277V 7800lm	DLC #: LS-WP60W(5000K)	



WP-80W-120V-50K-S		80W LED Wallpack 130LM/W 5000K 100-277V 10400lm	DLC #: LS-WP80W(5000K)	
WP-100W-120V-50K-S		100W LED Wallpack 130LM/W 5000K 100-277V 13000lm	DLC #: LS-WP100W(5000K)	1pcs/CTN , 42*19*33cm, 6.5kg/ctn.
FLCN-100W-120V-50K		100W LED Flood 130LM/W 5000K 100-277V 13000lm	DLC # LS-FLCN100W	1pcs/CTN, 36.5x 35.5x27cm, 7.14kg/ctn.
FLCN-10W-120V-50K-K/Y		New Flood 2835 chip UL driver 10W 100-277V 50K 120° Coffe color, (K=Knuckle Mount,Y=Yoke Mount)	DLC # LS-FLCN10W	1pc/ctn
FLCN-50W-120V-50K-K/Y		New Flood 2835 chip UL driver 50W 100-277V 50K 120° Coffe color, (K=Knuckle Mount,Y=Yoke Mount)	DLC # LS-FLCN50W	1pc/ctn
FLS-100W-120V-50K		100W LED Flood 130LM/W 5000K 100-277V 13000lm	DLC # LS-FLC100W	2pcs/CTN, 55x40x37cm, 14kg/ctn.
FLS-150W-120V-50K		150W LED Flood 120LM/W 5000K 100-277V 19500lm	DLC # LS-FLC150W	1pcs/CTN , 39*39*28cm, 7.7kg/ctn.
FL-10W-120V-50K		Flood Philip chip UL driver 10W 100-277V 50K 120°	DLC # LS-FLCN10W	1pc/ctn
FL-50W-120V-50K		Flood Philip chip UL driver 50W 100-277V 50K 120°	DLC # LS-FLCN50W	1pc/ctn
FL-100W-120V-50K		Flood Philip chip Meanwell driver 100W 100-277V 50K 120°	DLC # LS-FLCN100W	1pc/ctn
TF-36W-120V-40K		Troffer 2*2FT 36W 2835 chip UL driver 120-277V 40K	DLC # LEDTF2X236W40K	2 pcs/CTN, 65*20*66cm. 11 kg/ctn
TF-36W-120V-50K		Troffer 2*2FT 36W 2835 chip UL driver 120-277V 50K	DLC # LEDTF2X236W50K	2 pcs/CTN, 65*20*66cm. 11 kg/ctn
TF-50W-120V-40K		Troffer 2*4FT 50W 2835 chip UL driver 120-277V 40K	DLC # LEDTF2X450W50K	2 pcs/CTN, 126*20*66cm. 18 kg/ctn

TF-50W-120V-50K		Troffer 2*4FT 50W 2835 chip UL driver 120-277V 50K	DLC # LEDTF2X450W40K	2 pcs/CTN, 126*20*66cm. 18 kg/ctn
TF-28W-120V-50K-2		LED Troffer 2*2FT 28W 2835 chip UL driver 120-277V 50K	DLC # LS-TR2F28WDL 5000K	
TF-40W-120V-50K-2		LED Troffer 2*4FT 40W 2835 chip UL driver 120-277V 50K	DLC # LS-TR4F40WDL 5000K	
LHBS-160W-120V-50K		Linear Highbay 2835 chip Arcata driver 160W 100-277V 50K	DLC # LS-LHB5-160W	1 pcs/CTN, 122*41*15cm. 12.5 kg/ctn
ST-4FT40W-120V-50K		Strip light 40W 4FT 2835 chip UL driver AC100-277V 50K 120°	DLC #LS-LST4FT40W-P-50K	1 pcs/CTN, 132*33*26cm. 16kg/ctn
4FT-T8-15W-50K-FC		4ft 15W led tube 130LM/W, 5000K Frosted, AC dual end power ,100-277V, 1800lm	UL# LS-SMDT8-15WF	25pcs/ CTN 126*22*22cm 10kg/ctn
4FT-T8-18W-40K-FC		4ft 18W led tube 100LM/W, 4000K Frosted, AC dual end power ,100-277V, 1800lm	DLC # LS-SMDT8-18WBF40K	
4FT-T8-18W-50K-CC		4ft 18W led tube, 120LM/W, 5000K CLEAR, AC dual end power, 100-277V, 2160lm	DLC # LS-SMDT8-18WBC50K	
4FT-T8S-18W-40K-FC		4ft 18W led tube, 100LM/W, 4000K Frosted, AC single end power, 100-277V, 1800lm	DLC # LS-SMDT8-18WBC40K	
4FT-T8S-18W-50K-FC		4ft 18W led tube, 100LM/W, 5000K Frosted, AC single end power , 100-277V, 1800lm	DLC # LS-SMDT8-18WBC50K	
4FT-T8-18W-50K-FC		4ft 18W led tube, 100LM/W 5000K Frosted AC dual end power , 100-277V, 1800lm	DLC # LS-SMDT8-18WBF50K	
4FT-T8-18WC-50K-CC		4ft 18W magic tube, 120LM/W 5000K CLEAR compatible or direct power. (UL Type A & B), 100-277V 2160lm	DLC #: LS-SMDT8-16WABC50K (UL Type A and Type B)	
4FT-T8-18WC-50K-FC		4ft 18W magic tube, 100LM/W 5000K FROSTED compatible or direct power. (UL Type A & B), 100-277V 1800lm	DLC # LS-SMDT8-16WABF50K (UL Type A and Type B)	

4FT-T8-18WC-40K-FC		4ft 18W magic tube, 100LM/W 4000K FROSTED compatible or direct power. (UL Type A & B), 100-277V 1800lm	DLC # LS-SMDT8-16WABF40K (UL Type A and Type B)	
4FT-T8-18WC-40K-CC		4ft 18W magic tube, 120LM/W 4000K CLEAR compatible or direct power. (UL Type A & B), 100-277V 2160lm	DLC # LS-SMDT8-16WABC40K (UL Type A and Type B)	
8FT-T8-36W-50K-CC		8ft 36W LED Tube 120LM/W, 5000K CLEAR Single pin, 100-277V, 4320lm	ETL # LS-SMDT8-36W	25pcs/ CTN 246*22*22cm 20kg/ctn
8FT-T8-36W-50K-FC		8ft 36W LED Tube 100LM/W 5000K Fraoted Single pin, 100-277V, 3600lm	ETL # LS-SMDT8-36W	
8FT-T8-60W-50K-FC		Integration 8ft 60W LED Tube 100LM/W 5000K Fraoted , 100-277V, 6000lm. (component:4pcs clip,1 cable,1connector)		25pcs/ CTN 246*22*22cm 25kg/ctn
4CO-10W-120V-30K		4Inch 10W Eyeball LED Commercal Down Light 700LM 3000k 1-10V dimmable 100-277V	UL # LS4CO10W-XXX	20 pcs/ CTN, 51*32*33cm, 8.6kg/ctn
6C-18W-120V-40K		6 inch 18W LED Commercal Down Light 1500LM 4000K 1-10V Dimmable 100-277V	UL # LS6C18W-XXX	2 pcs/ CTN, 45*24*27cm, 4.16kg/ctn
6C-27W-120V-40K		6 inch 27W LED Commercal Down Light 2300LM 4000K 1-10V Dimmable 100-277V	UL # LS6C27W-XXX	2 pcs/ CTN, 45*24*27cm, 4.16kg/ctn
8C-27W-120V-40K		8 inch 27W LED Commercal Down Light 2300LM 4000K 1-10V Dimmable 100-277V	UL # LS8C27W-XXX	2 pcs/ CTN, 57*30*29cm, 5.0kg/ctn
EDL-12W-48V		12W Emergency Driver Low-voltage for External Driver LED Lights 12-48VDC, Input : 4.8W/100-277VAC, output : 12W/12-48VDC	UL # LSEDL-1248-XXU	6 pcs/ CTN, 50*44*18cm, 11.30kg/ctn
EDL-25W-48V		25W Emergency Driver Low-voltage for External Driver LED Lights 12-48VDC, Input : 4.8W/100-277VAC, output : 12W/12-48VDC	UL #: LSEDL-2548-XXU	

EDH-18W-170V		18W Emergency Driver High-voltage for Internal Driver LED Lights 170VAC, Input : 6W/100-277VAC, output : 18W/170V DC	UL # LSEDH-18170-XXU	6 pcs/ CTN, 50*50*21cm, 18.00kg/ctn.
EDH-25W-170V		25W Emergency Driver High-voltage for Internal Driver LED Lights 170VDC, Input : 6W/100-277VAC, output : 25W/170VDC	UL # LSEDH-25170-XXU	6 pcs/ CTN, 50*50*21cm, 18.00kg/ctn
TP40W-4F-120V-50K		4ft 40W LED Triproof Light, 5000K 4000lm, 6units serial connecting.	DLC # LS-TP40WF4	6pcs/CTN, 125x28x22cm, 17.53kg/ctn
RKP-80W-120V-50K		80W LED Retrofit Kits 130LM/W 5000K ,100-277V, 10400lm, E39 Base	DLC # LS-RKPUS-80WV2(5000K)	4pcs/CTN, 53*31*30 CM, 11kg/ctn.
RKP-120W-120V-50K		120W LED Retrofit Kits 130LM/W 5000K ,100-277V, 15600lm, E39 Base	DLC # LS-RKPUS-120WV2(5000K)	4pcs/CTN, 53*31*30 CM 12.6kg/ctn.
RKP-150W-120V-50K		150W LED Retrofit Kits 130LM/W 5000K ,100-277V, 19500lm, E39 Base	DLC # LS-RKPUS-150WV2(5000K)	4pcs/CTN 65*42*31CM, 19kg/ctn.
RKP-300W-120V-50K		300W LED Retrofit Kits 130LM/W 5000K ,100-277V, 39000lm, E39 Base	DLC #: LS-RKPUS-300WD2(5700K)	2pcs/CTN 51*40*36 CM, 18.50kg/ctn.
CR-60W-120V-50K		60W LED Corn Bulbs 130LM/W 5000K ,100-277V, 10400lm, E39 Base	DLC # LS-CR60W 5000K [E39 base and clear lens only]	12pc/ctn. 495*375*325 MM 10kg
CR-80W-120V-50K		80W LED Corn Bulbs 130LM/W 5000K ,100-277V, 7800lm, E39 Base	DLC # LS-CR80W 5000K [Clear lens only]	6pc/ctn. 465*315*320 MM 8.6kg
CR-100W-120V-50K		100W LED Corn Bulbs 130LM/W 5000K ,100-277V, 13000lm, E39 Base	DLC # LS-CR100W 5000K [Clear lens only]	6pc/ctn. 465*315*320 MM 9.0kg/ctn
CR-120W-120V-50K		120W LED Corn Bulbs 130LM/W 5000K ,100-277V, 15600lm, E39 Base	DLC # LS-CR120W 5000K [Clear lens only]	6pc/ctn 465*315*360 MM 10.0kg/ctn
RL-54W-120V-50K			54W LED Retrofit Lamps 130LM/W 5000K ,100-277V, 7020lm, E39 Base	DLC# LS-CLH54W1X1-E 5000K
RL-75W-120V-50K	75W LED Retrofit Lamps 130LM/W 5000K ,100-277V, 9750lm, E39 Base		DLC# LS-CLH75W1X1-E 5000K	8pcs/ctn 66*35.5*24mm 13.5kg/ctn



<b>RL-115W-120V-50K</b>		<b>115W LED Retrofit Lamps</b> <b>130LM/W 5000K ,100-277V, 14950lm, E39 Base</b>	<b>DLC# LS-CLH115W1X1-E 5000K</b>	
<b>LHB-200W-120V-50K</b>		<b>200W LED LINEAR highbay</b> <b>130LM/W 5000K 100-277V 26000LM, 7 year warranty</b>	<b>DLC # LS-LHB200W4F(5000K)</b>	<b>1 pcs/CTN, 119*46*16cm. 9.56 kg/ctn</b>